

IB IL 24 DO 8-2A-PAC

Order No.: 2861603



<http://eshop.phoenixcontact.de/phoenix/treeViewClick.do?UID=2861603>


Inline digital output terminal block, complete with accessories (connecting plug and labeling field), 8 outputs, 24 V DC, 4-wire connection method



Product notes

WEEE/RoHS-compliant since: 05/30/2007



Commercial data	
GTIN (EAN)	 4 017918 894450
sales group	K411
Pack	1 pcs.
Customs tariff	85389091
Catalog page information	Page 275 (AX-2009)

<http://www.download.phoenixcontact.com>
Please note that the data given here has been taken from the online catalog. For comprehensive information and data, please refer to the user documentation. The General Terms and Conditions of Use apply to Internet downloads.

Technical data

General data	
Width	48.8 mm
Height	119.8 mm
Depth	71.5 mm

Note on dimensions	Housing dimensions
Weight	130 g
Note on weight specifications	Without plug
Mounting type	DIN rail
Ambient temperature (operation)	-25 °C ... 55 °C
Ambient temperature (storage/transport)	-25 °C ... 85 °C
Permissible humidity (operation)	10 % ... 95 % (according to DIN EN 61131-2)
Permissible humidity (storage/transport)	10 % ... 95 % (according to DIN EN 61131-2)
Air pressure (operation)	70 kPa ... 106 kPa (up to 3000 m above sea level)
Air pressure (storage/transport)	70 kPa ... 106 kPa (up to 3000 m above sea level)
Degree of protection	IP20
Protection class	III, IEC 61140, EN 61140, VDE 0140-1
Test section	5 V supply incoming remote bus/7.5 V supply (bus logic) 500 V AC 50 Hz 1 min
	5 V supply outgoing remote bus/7.5 V supply (bus logic) 500 V AC 50 Hz 1 min
	7.5 V supply (bus logics)/24 V supply (I/O) 500 V AC 50 Hz 1 min
	24 V supply (I/O) / functional earth ground 500 V AC 50 Hz 1 min
Diagnostics messages	Short-circuit / overload of the digital outputs Error message in the diagnostic code (bus) and display (2 Hz) via the LED (D) on the module

Interface

Name	Local bus
Type of connection	Inline data jumper
Transmission speed	500 kBaud

Power supply for module electronics

Supply voltage	24 V DC (via voltage jumper)
Supply voltage range	19.2 V DC ... 30 V DC (including all tolerances, including ripple)
Communications power U_L	7.5 V (via voltage jumper)
Current consumption	max. 60 mA (from the local bus)

Inline potential routing

Communications power U_L	7.5 V DC
Current consumption from U_L	max. 60 mA
Main circuit supply U_M	24 V DC
Segment supply voltage U_S	24 V DC (nominal value)
Current consumption from U_S	max. 8 A

Digital outputs

Output name	Digital outputs
Type of connection	Spring-cage connection
Connection method	2, 3, 4-wire
Number of outputs	8
Protective circuit	Overload protection, short-circuit protection of outputs
Output voltage	24 V DC ($U_s - 1$ V)
Nominal output voltage	24 V DC (voltage difference at $I_{nom} \leq 1$ V)
Maximum output current per channel	2 A
Maximum output current per module	8 A
Nominal load, inductive	48 W
Nominal load, lamp	48 W
Nominal load, ohmic	48 VA

Certificates / Approvals



Certification

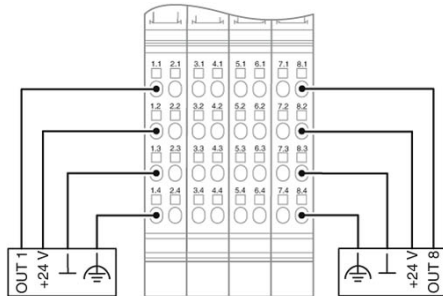
CUL, GOST, TUEV-N, TUEV-RH, UL

Accessories

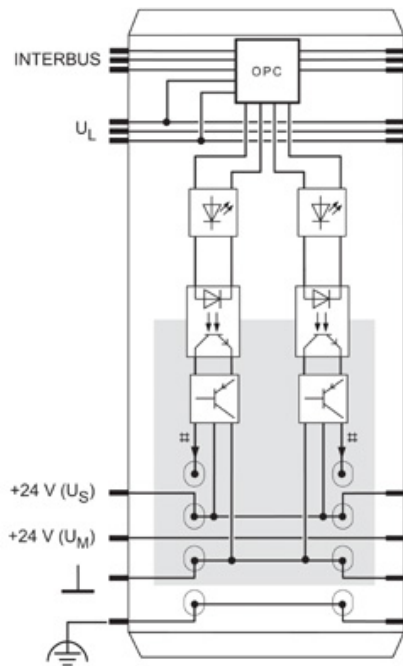
Item	Designation	Description
Marking		
0809492	ESL 62X10	Insert strip for laser printer, lettering field: 62 x 10 mm
0809502	ESL 62X46	Insert strip for laser printer, lettering field: 62 x 46 mm
2727501	IB IL FIELD 2	Labeling field, width: 12.2 mm
2727515	IB IL FIELD 8	Labeling field, width: 48.8 mm
Plug/Adapter		
2860963	IB IL DI/DO 8-PLSET/CP	Connector set, for IB IL DI/DO 8, copper, with color print.
2726337	IB IL SCN-8	Connector, for digital 1, 2 or 8-channel Inline terminals
2727608	IB IL SCN-8-CP	Inline connector, colored

Diagrams/Drawings

Connection diagram



Block diagram



Dimensioned drawing



Address

PHOENIX CONTACT Deutschland GmbH
Flachmarktstr. 8
32825 Blomberg, Germany
Phone +49 5235 3 12000
Fax +49 5235 3 41200
<http://www.phoenixcontact.de>



© 2011 Phoenix Contact
Technical modifications reserved;