



**QTC 2,5-HESI (5X20)**

Order No.: 3050293

<http://eshop.phoenixcontact.de/phoenix/treeViewClick.do?UID=3050293>Fuse terminal block for assembly on NS 35, for 5 x 20 cartridge fuse  
inserts**Commercial data**

GTIN (EAN)	
sales group	A750
Pack	50 pcs.
Customs tariff	85369085
Catalog page information	Page 224 (CL-2009)

**Product notes**WEEE/RoHS-compliant since:  
06/13/2005

<http://www.download.phoenixcontact.com>  
Please note that the data given here has been taken from the online catalog. For comprehensive information and data, please refer to the user documentation. The General Terms and Conditions of Use apply to Internet downloads.

**Technical data****General**

Number of levels	1
Number of connections	2
Color	black
Insulating material	PA
Inflammability class acc. to UL 94	V0

#### Dimensions

Width	6.2 mm
Length	82.5 mm
Height NS 35/7.5	64.9 mm
Height NS 35/15	72.4 mm

#### Technical data

Fuse	G / 5 x 20
Fuse type	Glass
Rated surge voltage	6 kV
Pollution degree	3
Surge voltage category	III
Insulating material group	I
Connection in acc. with standard	IEC 60947-7-3
Nominal current $I_N$	6.3 A (if used as disconnect terminal block. With fuse, the current is determined by the fuse used.)
Nominal voltage $U_N$	500 V (if used as fuse terminal block) 500 V (if used as disconnect terminal block)
Power loss	$\geq 1.6$ W (With single arrangement of the fuse terminal block in the event of overload) $\geq 1.6$ W (With interconnected arrangement of several fuse terminal blocks in the event of overload) $\geq 4$ W (With single arrangement of the fuse terminal block in the event of a short-circuit) $\geq 2.5$ W (With interconnected arrangement of several fuse terminal blocks in the event of a short-circuit)

#### Connection data

Conductor cross section solid min.	0.5 mm <sup>2</sup>
Conductor cross section solid max.	2.5 mm <sup>2</sup>
Conductor cross section stranded min.	0.5 mm <sup>2</sup>
Conductor cross section stranded max.	2.5 mm <sup>2</sup>
Conductor cross section AWG/kcmil min.	20
Conductor cross section AWG/kcmil max	14
Type of connection	Quick connection
Material wire insulation	PVC / PE

**Certificates / Approvals**



Certification

ABS, BV, CB, CSA, CUL, DNV, GL, KEMA, NK, UL

**Accessories**

Item	Designation	Description
<b>Assembly</b>		
3022218	CLIPFIX 35	Snap-on end bracket, for 35 mm NS 35/7.5 or NS 35/15 DIN rail, can be fitted with Zack strip ZB 8 and ZB 8/27, terminal strip marker KLM 2 and KLM, width: 9.5 mm, color: gray
3022276	CLIPFIX 35-5	Snap-on end bracket, for NS 35/7.5 or NS 35/15 DIN rail, can be fitted with Zack strip ZB 5 and ZBF 5, terminal strip marker KLM 2 and KLM, parking facility for FBS...5, FBS...6, KSS 5, KSS 6, width: 5,15 mm, color: gray
3206571	D-QTC 2,5-TWIN	End cover, Length: 82.5 mm, Width: 2.2 mm, Color: gray
3206607	DS-QTC 2,5	Cover segment, Length: 72 mm, Height: 36.5 mm, Color: gray
0801681	NS 35/ 7,5 UNPERF 2000MM	DIN rail, material: Steel, unperforated, height 7.5 mm, width 35 mm, length: 2 m
3004207	VS	Connection pin, Length: 1000 mm, Color: white
3004207	VS	Connection pin, Length: 1000 mm, Color: white
<b>Bridges</b>		
3030336	FBS 2-6	Plug-in bridge, Number of positions: 2, Color: red
3030336	FBS 2-6	Plug-in bridge, Number of positions: 2, Color: red
3030242	FBS 3-6	Plug-in bridge, Number of positions: 3, Color: red
3030242	FBS 3-6	Plug-in bridge, Number of positions: 3, Color: red
3030255	FBS 4-6	Plug-in bridge, Number of positions: 4, Color: red
3030255	FBS 4-6	Plug-in bridge, Number of positions: 4, Color: red
3030349	FBS 5-6	Plug-in bridge, Number of positions: 5, Color: red
3030349	FBS 5-6	Plug-in bridge, Number of positions: 5, Color: red
3030271	FBS 10-6	Plug-in bridge, Number of positions: 10, Color: red
3030271	FBS 10-6	Plug-in bridge, Number of positions: 10, Color: red
3030365	FBS 20-6	Plug-in bridge, Number of positions: 20, Color: red

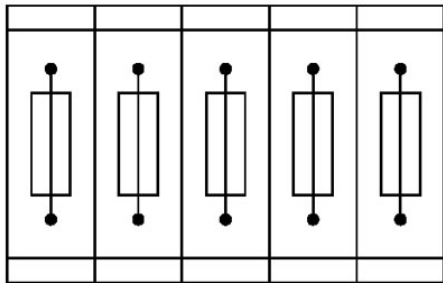
3030365	FBS 20-6	Plug-in bridge, Number of positions: 20, Color: red
3032224	FBS 50-6	Plug-in bridge, Number of positions: 50, Color: red

**Plug/Adapter**

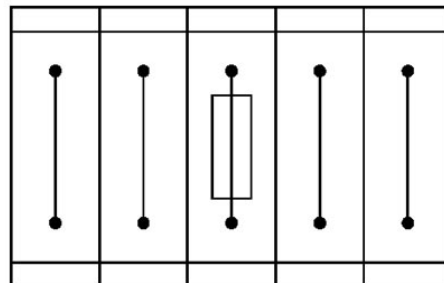
3030925	PAI-4	Test adapter, Color: gray
3036709	PS-4/E	Test adapter, Color: red
3030996	PS-6	Test adapter, Color: red

**Diagrams/Drawings**

Application drawing

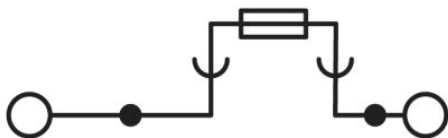


Fuse terminal blocks in interconnected arrangement, block consisting of 5 fuse terminal blocks



Fuse terminal block in single arrangement, block consisting of one fuse terminal block and 4 feed-through terminal blocks

Circuit diagram



**Address**

PHOENIX CONTACT Deutschland GmbH  
Flachmarktstr. 8  
32825 Blomberg, Germany  
Phone +49 5235 3 12000  
Fax +49 5235 3 41200  
<http://www.phoenixcontact.de>



© 2010 Phoenix Contact  
Technical modifications reserved;