DRAWING MADE IN THIRD ANGLE PROJECTION

466118 ⇔ 466118

/home/us018246/edmmod

PART NUMBER	REV	FIRST USED
~~466118-1~~	~~B~~	~~122500-1~~ OBSOLETE
466118-2	H	565435-5
466118-3	H	354500-1

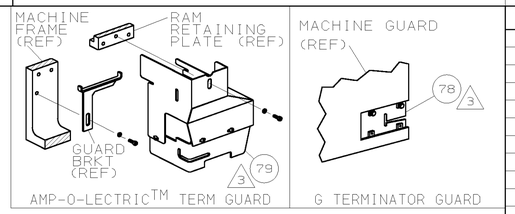

TERMINAL NAME: SPLICE CONNECTOR, PIGTAIL

40509
40552
40952
40978
42230
60470
60916
62919

CRIMPING DATA 5 6

PAD LTR	CRIMP HEIGHT	WIRE SIZE	SET-UP WIRE
A	.099 ±.002 [2.51 ±0.05mm]	8200 CMA	2(14)
B	.092 ±.002 [2.34 ±0.05mm]	6400 CMA	1(14)& 1(16)
C	.082 ±.002 [2.08 ±0.05mm]	4800 CMA	2(16)
D	.077 ±.002 [1.96 ±0.05mm]	3200 CMA	2(18)

CRIMP	SIZE	TYPE	RANGE
WIRE	.140 [3.56mm]	F	3200-8200 CMA
INSUL	-	-	-

WIRE STRIP LENGTH	TERM APPL SPEC	FEED	APPL INSTRUCTION	SET UP GAGE	LAYOUT
-	114-2088		408-8039	458638-1	L111A

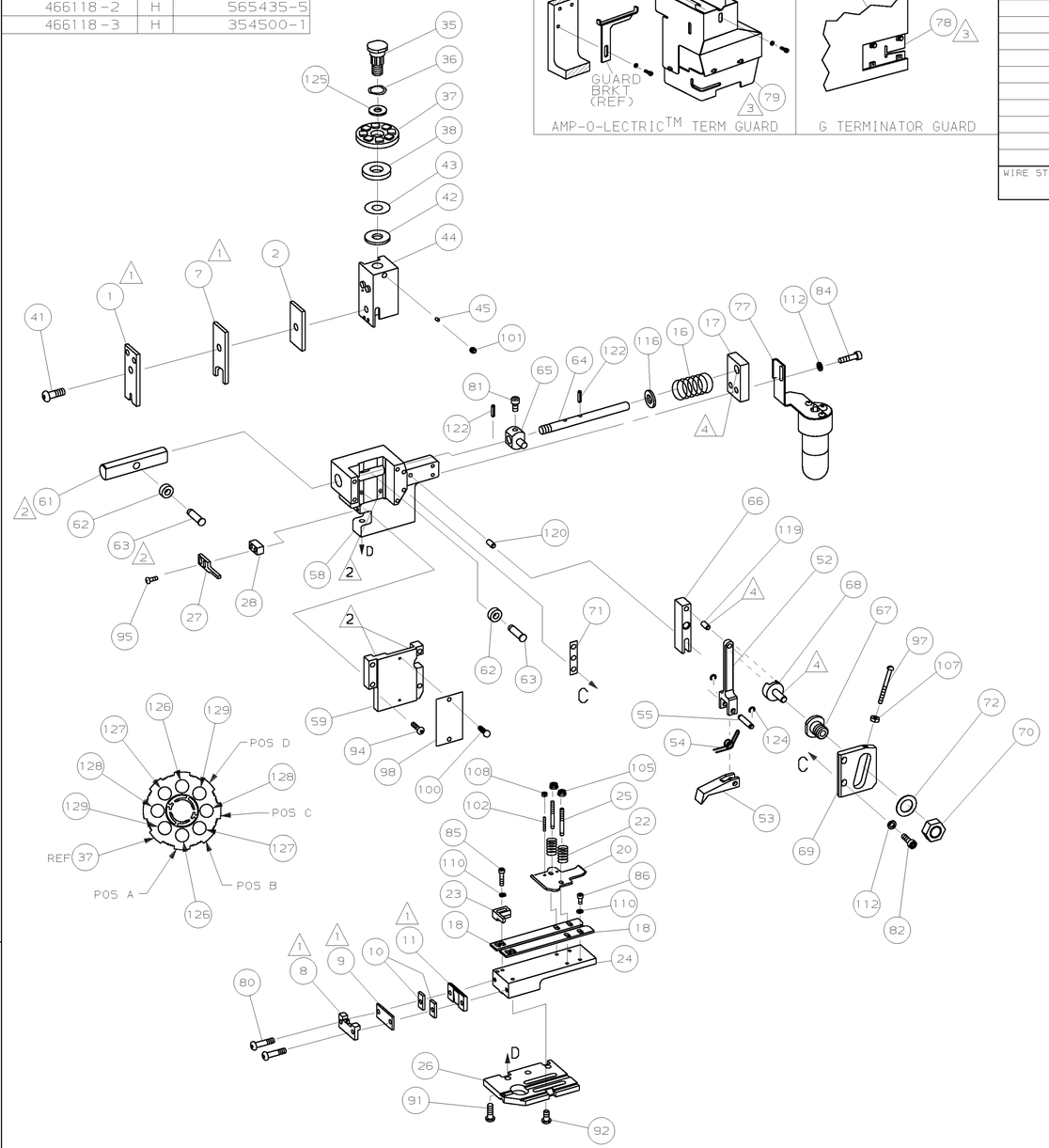

-3	-2	-1	U/M	DWG SIZE	PART NO	DESCRIPTION	ITEM NO
2	2	2	-	C	8-354778-1	PIN, WIRE DISC (.2900)D	129
2	2	2	-	C	6-354778-5	PIN, WIRE DISC (.2820)C	128
2	2	2	-	C	4-354778-5	PIN, WIRE DISC (.2720)B	127
2	2	2	-	C	2-354778-8	PIN, WIRE DISC (.2635)A	126
1	1	1	-	A	986950-1	WASHER, FLAT PRECISION	125
2	2	2	-	A	21045-3	RING,RET"C"(ø.187)FD PIN	124
							123
2	2	2	-	A	5-21028-1	PIN,STD SPRING(ø.12)FD ADJ ROD	122
							121
1	1	1	-	A	1-21030-7	PIN,DOWEL(ø.187×1.50)HSG	120
1	1	1	-	A	1-21030-1	PIN,DOWEL(ø.187×.50)LEVER	119
							118
							117
1	1	1	-	A	21899-4	WASHER,FLAT(ø5/16)SCR ADJ	116
							115
							114
							113
4	4	4	-	A	21024-5	WASHER,LOCK(NO.10)FD ROD GDE	112
							111
5	5	5	-	A	21024-4	WASHER,LOCK(NO.8)SHEAR BL	110
							109
2	2	2	-	A	21018-4	NUT,HEX(4-40)DRAG	108
1	1	1	-	A	21018-5	NUT,HEX(6-32)FD ADJ PL	107
							106
2	2	2	-	A	21022-2	NUT,HEX SL(8-32)DRAG STUD	105
							104
							103
2	2	2	-	A	2-21006-6	SCR,SKT SET(4-40×.62)DRAG	102
1	1	1	-	A	21009-2	SCR,SKT SET(1/4-20×.25)RAM	101
2	2	2	-	A	21017-2	SCR,DRIVE(#2×.19)ID PLATE	100
1	1	1	-	A	1-21002-7	SCR,BHC(6-32×.38)CAM	99
1	1	1	-	B	461264-1	PLATE, IDENTIFICATION	98
1	1	1	-	A	6-23715-5	SCR,PAN HD(6-32×1.50)FEED ADJ	97
							96
2	2	2	-	A	9-21002-6	SCR,BHC(8-32×.88)STRIPPER	95
4	4	4	-	A	2-21002-9	SCR,BHC(10-32×.75)HSG CAP	94
							93
4	4	4	-	A	3-21002-3	SCR,BHC(1/4-20×.50)ST GD PL	92
3	3	3	-	A	2-22733-8	SCR,BHC(1/4-20×.62)BASE PL	91
							90
							89
							88
							87
3	3	3	-	A	7-21000-4	SCR,SHC(8-32×.31)STRIP GUIDE	86
2	2	2	-	A	2-21000-8	SCR,SHC(8-32×.62)R STRIP GUIDE	85
2	2	2	-	A	3-21000-7	SCR,SHC(10-32×.75)FEED ROD GDE	84
							83
2	2	2	-	A	3-21000-6	SCR,SHC(10-32×.62)FEED ADJ PL	82
1	1	1	-	A	3-21000-4	SCR,SHC(10-32×.38)PIVOT BLOCK	81
2	2	2	-	A	3-21002-0	SCR,BHC(10-32×.88)SHEAR PL	80
3 -	REF	-	-	A	455745-1	GUARD, WINDOW	79
3 REF	-	-	-	A	679532-1	INSERT, GUARD	78
-	1	-	-	C	465184-9	LUBRICATOR ASSY	77
							76
							75
							74
							73
1	1	1	-	A	458109-1	WASHER, FLAT (SPECIAL)	72
1	1	1	-	A	690517-1	SPACER	71

QTY REQD PER ASSY — PARTS LIST

-1	-2	-3	U/M	DWG SIZE	PART NO	DESCRIPTION	ITEM NO
LEADMAKER	BENCH MODEL K	BENCH MODEL G	MECH POST FEED				
			MECH PRE FEED				
			MECH PRE FEED				
1	1	1	-	A	22594-8	NUT, HEX	70
1	1	1	-	B	240628-1	PLATE, ADJ	69
1	1	1	-	B	240626-1	SHAFT, PIVOT	68
1	1	1	-	B	240633-1	BUSHING	67
1	1	1	-	A	455680-1	LEVER, INTERMEDIATE	66
1	1	1	-	B	240629-1	BLOCK, PIVOT	65
1	1	1	-	A	240632-2	SCR, ADJ	64
1	1	1	-	B	240659-3	PIN, CAM ROLLER	63
1	1	1	-	B	240658-1	CAM, ROLLER	62
1	1	1	-	B	454398-1	ROD, FEED	61
							60
1	1	1	-	C	454220-1	CAP, RAM	59
1	1	1	-	D	453736-1	HOUSING	58
							57
							56
1	1	1	-	B	240624-1	PIN, FEED FINGER	55
1	1	1	-	B	691499-1	SPRING, FEED FINGER	54
1	1	1	-	B	240635-1	FINGER, FEED	53
1	1	1	-	B	240634-1	LEVER, TERMINAL	52
							51
							50
1	-	-	-	B	690602-6	CAM, PRE-FEED 1 5/8 ST	49
-	1	-	-	B	690602-5	CAM, PRE-FEED 1 1/8 ST	48
-	-	1	-	B	690501-4	CAM, POST-FEED 1 5/8 ST	47
							46
1	1	1	-	A	690191-1	PLUG, NYLON	45
1	1	1	-	C	455674-3	RAM	44
1	1	1	-	A	690125-1	WASHER, LAMINATED	43
1	1	1	-	A	690124-4	WASHER, RAM	42
1	1	1	-	A	7-21002-9	BOLT, CRIMPER(5/16-24×1.00)	41
							40
							39
1	1	1	-	A	690223-2	SPACER, INSULATION DISC	38
1	1	1	-	D	354777-1	WIRE DISC, PLASTIC	37
1	1	1	-	A	22480-5	WASHER, SPRING	36
1	1	1	-	B	690212-1	POST, RAM	35
							34
							33
							32
							31
							30
							29
1	1	1	-	B	3-690451-3	SPACER, STRIPPER	28
1	1	1	-	A	690455-1	STRIPPER	27
1	1	1	-	C	459717-1	PLATE, BASE	26
2	2	2	-	A	22354-8	DRAG, STUD	25
1	1	1	-	B	455678-1	PLATE, STRIP GUIDE	24
1	1	1	-	C	240825-4	PLATE, STRIP HOLD DOWN	23
2	2	2	-	A	4-22281-1	SPRING, DRAG	22
							21
1	1	1	-	A	454177-1	DRAG, STOCK	20
							19
2	2	2	-	C	454204-4	GUIDE, STRIP (FRONT)	18
1	1	1	-	A	454178-1	GUIDE, FEED ROD	17
1	1	1	-	A	4-22284-9	SPRING, FEED RETURN	16
							15
							14
							13
							12
1 1	1	1	-	B	240644-1	PLATE, REAR SHEAR	11
2	2	2	-	C	240645-1	SPACER, SHEAR PLATE	10
1 1	1	1	-	B	690619-6	PLATE, ANVIL SUPPORT	9
1 1	1	1	-	D	2-690618-1	ANVIL	8
1 1	1	1	-	B	1-459722-0	BLADE, SLUG	7
							6
							5
							4
							3
1	1	-	-	-	455888-3	SPACER,CRIMPER	2
1 1	1	1	-	C	459736-6	CRIMPER, WIRE	1

REVISION OF EACH ASSY NO (WHEN BLANK, USE DWG REVISION)

QTY REQD PER ASSY — PARTS LIST

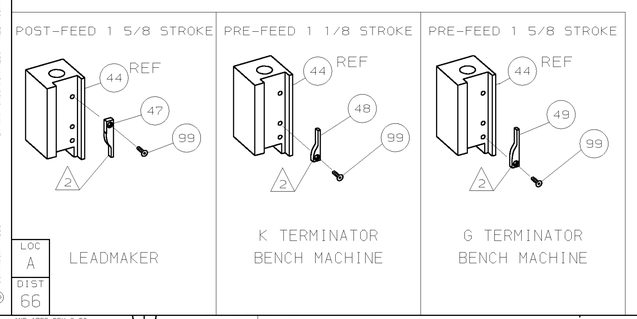

1. RECOMMENDED SPARE PARTS.
2. GREASE LIGHTLY.
3. GUARD MUST BE IN PLACE WHEN OPERATING APPLICATOR IN A BENCH MACHINE.
4. LUBRICATE DAILY USING NO. 20 MACHINE OIL.
5. APPLICATOR WILL PRODUCE PIG-TAIL SPLICE ONLY.
6. SET-UP AWG WIRE FOR SET-UP ONLY.

P	F	LTR	REVISION RECORD	APP	DATE
		H	0150-0145-05	BH	FEB05
		G	ECN 0150-1114-01	TE	10-01
		F1	0150-8428-98	TB	4-98
		F	0150-6449-95	M.O.	10-95
		E	0150-6359-95 & ADD-3	CE	8-95

DIMENSIONS IN INCHES. DO NOT SCALE PRINT.
TOLERANCES UNLESS OTHERWISE SPECIFIED:
2 PLC DEC ±-
3 PLC DEC ±-
4 PLC DEC ±-
ANGLES ± -
SURF TEXTURE: √
REMOVE BURRS, BREAK SHARP EDGES R.015 MAX

MATL - | HT TR - | FIN -

DR 8-30-95 M. O'BRINE | APP 8-30-95 T. BEDDICK
CHK 8-30-95 C. ERISMAN | REL 10/2/95 B. MORGAN

AMP Incorporated Harrisburg, PA 17105-3608

NAME END FEED HDM APPLICATOR | MACHINE REF MINI APPL
SCALE - | D | DWG NO 466118 | SHEET 1 OF 1 | REV H

CAGE CODE 00779 | CUSTOMER AND ASSEMBLY DRAWING | RESTRICTED TO

THIS DRAWING IS A CONTROLLED DOCUMENT.
THIS DRAWING IS UNPUBLISHED. © COPYRIGHT 1998 BY AMP INCORPORATED. ALL RIGHTS RESERVED. RELEASED FOR PUBLICATION: 21APR.1998

LOC A | DIST 66

AMP 1756 REV 3-92 | 18-FEB-05 | 06:43:39 us018246