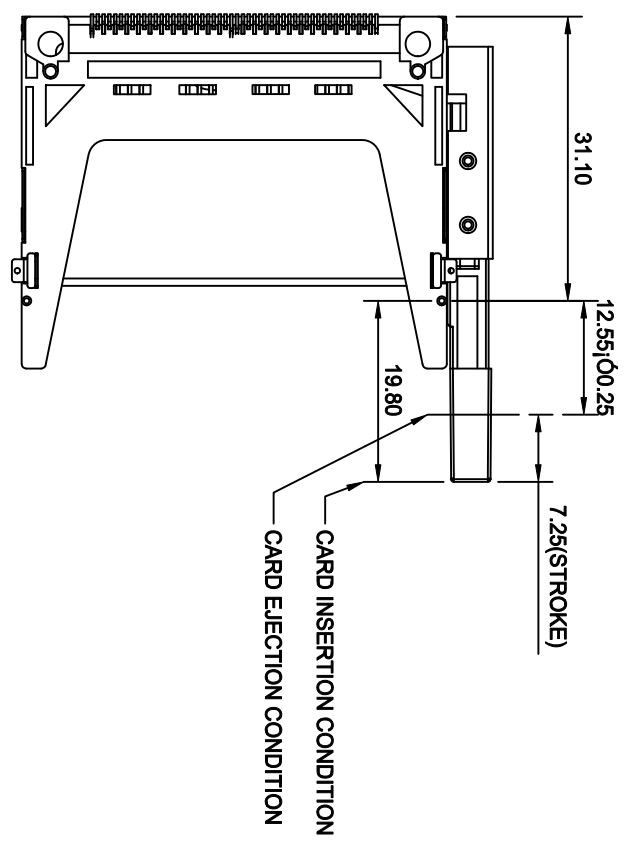
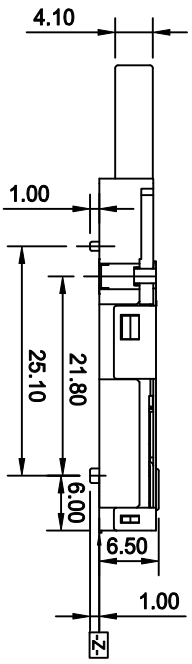


PIN NUMBER	DIM. L(PIN LENGTH)
25,26	3.50
ALL OTHER PINS	4.25
1, 13, 38, 50	5.00



THE PUSH BUTTON POSITION



mot'l. code		tolerances unless otherwise specified		CUSTOMER COPY		FCI		www.fciconnect.com	
l/r	ecn no	dr	dtte	linear	projection	title	product family	code	sheet
A	T05-0258	A.C.	11/21/05	.XX ± 0.20	MM	CF ASS'Y, ABOVE MOUNT, LEFT PUSH, S/O=0	CF	TWN	1 of 4
B	T06-0038	A.C.	3/02/06	.XXX ± 0.10	MM				
C	T08-1173	S.LIN	10/12/08	0° ± 2°	MM				
sheet index		revision	sheet	chr	eng	appr	scale	product size	dwg no
1	2	3	3	H.C LIU	STERLING LIN	11/03/05	NA	10061861	10061861
sheet index		revision	sheet	chr	eng	appr	scale	product size	dwg no
1	2	3	3	H.C LIU	STERLING LIN	11/03/05	NA	10061861	10061861

1 | 2

1 | 2

3 |

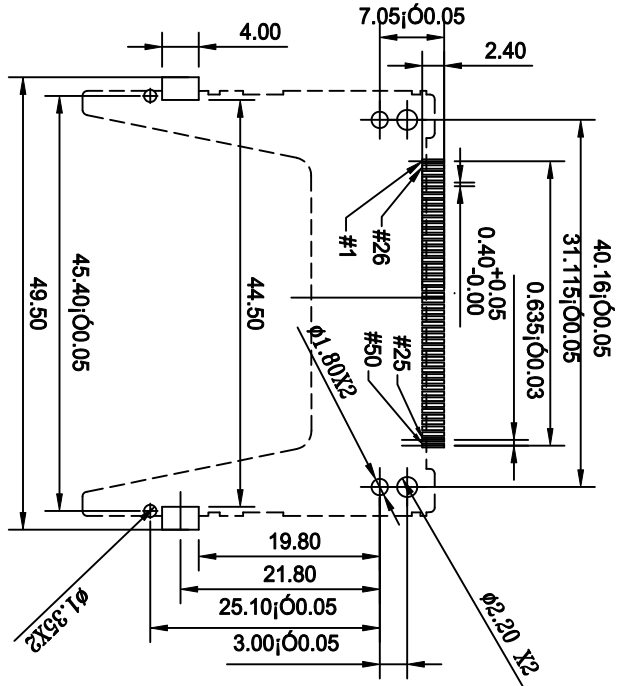
ACAD

3 |

cage code

4

4



Recommended PCB Pattern

mot'l. code	tolerances unless otherwise specified		CUSTOMER COPY		FCI	
l/r	ecn no	dr	dtte	linear	projection	title
A	T05-0258	A.C.	11/21/05	.XX ± 0.20	MM	CF ASS'Y, ABOVE MOUNT, LEFT PUSH, S/O=0
B	T06-0038	A.C.	3/02/06	.XXX ± 0.10	MM	
C	T08-1173	S.LIN	10/12/08	0 ± 2°	MM	
sheet	revision	dr	eng	chr	scale	product family
index	sheet	pppd	allen chang	h.c liou	NA	CF
			11/03/05	11/03/05		10061861
			11/03/05	11/03/05		code
						TWN
						sheet
						3 of 4

1 | 2

ACAD

3 |

cage code

4

1 | 2

3 |

4



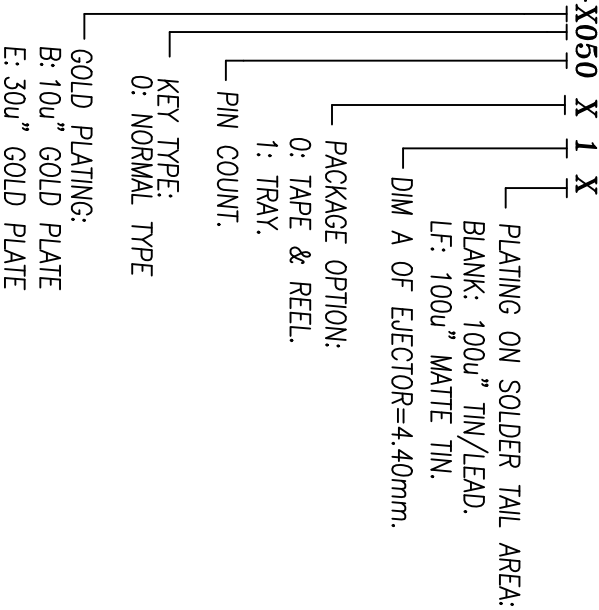
1 | 2

NOTES :

1. THIS IS THE ASSEMBLY TYPE WHICH INCLUDES HEADER 10053867-4E0501 AND EJECTOR 10053870-0150LF.
2. MATERIAL :
INSULATOR : HIGH TEMPERATURE THERMOPLASTIC
FLAMMABILITY RATING: UL94V-0
COLOR: IVORY
CONTACT : COPPER ALLOY
GROUND MOUNTING EAR: COPPER ALLOY
COVER: STAINLESS STEEL.
ARM: STAINLESS STEEL.
PUSH ROD : HIGH TEMPERATURE THERMOPLASTIC
FLAMMABILITY RATING: UL94V-0
COLOR: BLACK
RIVET : COPPER ALLOY
3. PLATING :
CONTACT AREA: SELECTIVE GOLD (SEE P/N DESCRIPTION)
UNDER PLATING: 50u" NICKEL OVERALL
SOLDER TAIL AREA: 100u" TIN/LEAD OR 100u" MATTE TIN
GROUND MOUNT EAR AREA: 100u" TIN/LEAD OR 100u" MATTE TIN
4. SOLDER TAILS TO BE WITHIN 0.05 UPWARD AND 0.2 DOWNWARD FROM Z-DATUM PLACE, AND COPLANARITY OF SOLDER TAILS TO BE WITHIN 0.10mm.
5. PRODUCT SPEC: GS-12-240.
6. PACKAGING SPEC: GS-14-1040.

7. Part Number Description:

P/N: 10061861-X050 X 1 X



8. THIS PRODUCT (10061861-XXXXXXLF) MEETS THE EUROPEAN UNION DIRECTIVE AS DESCRIBED IN GS-22-008.
9. THIS PRODUCT (10061861-XXXXXX) MEETS THE EUROPEAN UNION DIRECTIVE AS DESCRIBED IN GS-22-008 EXCEPT FOR Pb.
10. THE HOUSING WILL WITHSTAND EXPOSURE TO 260°C PEAK TEMPERATURE FOR 10 SECONDS IN A CONVECTION, IR OR VAPER PHASE REFLOW OVEN.
11. THE PRODUCTS WHERE THE PART NUMBER ENDS IN "LF" MEET THE CRITERIA SHOWN IN THE NOTES 8 AND 10.

mot'l. code	tolerances unless otherwise specified		CUSTOMER COPY	FCI	title	product family	code
ltr	ecn no	dr	dtte	lineor	projection	scale	sheet
A	T05-0258	A.C.	11/21/05	.XX ± 0.20	MM	CF ASS'Y, ABOVE MOUNT, LEFT PUSH, S/O=0	2 of 4
B	T06-0038	A.C.	3/02/06	.XXX ± 0.10	MM	CF ASS'Y, ABOVE MOUNT, LEFT PUSH, S/O=0	2 of 4
C	T08-1173	S.LIN	10/12/08	0° ± 2°	MM	CF ASS'Y, ABOVE MOUNT, LEFT PUSH, S/O=0	2 of 4
sheet	revision	C	C	chr	eng/ALLEN CHANG	11/03/05	code
index	sheet	1	2	oppl	H.C LIU	11/03/05	TWN

1 | 2

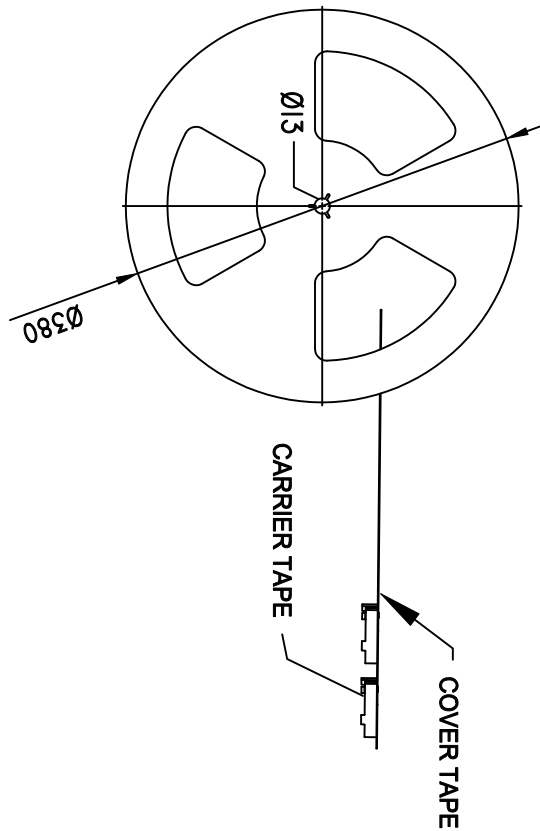
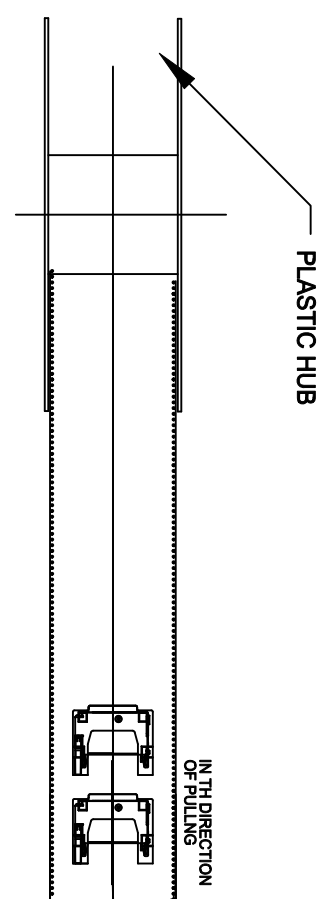
3 |

4

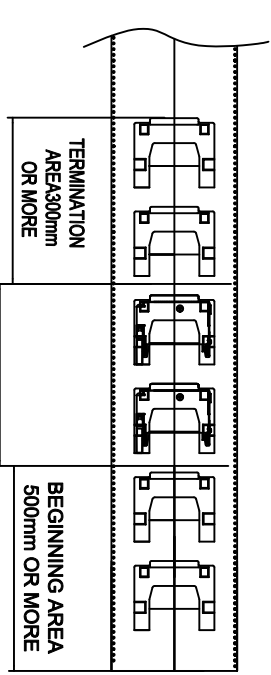
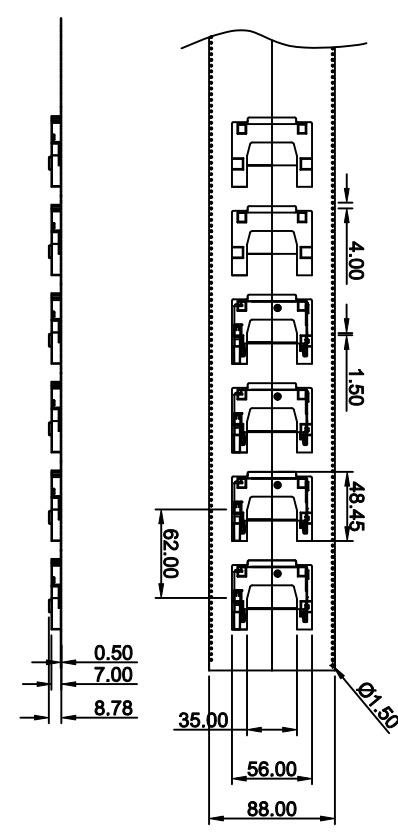
ACAD

3 |

4



- NOTES:**
 1. CARRIER TAPE: PS T=0.4MM
 2. COVER TAPE: PE
 3. PLASTIC HUB: PS



CONNECTOR PACKAGING
 AREA QUANTITY: 150PCS

COMPOSITION OF PACKAGING

mot'l. code		tolerances unless otherwise specified		CUSTOMER COPY		FCI		title		code	
l/r	ech no	dr	dtte	linear	projection	scale	product family	size	dwg no	code	sheet
A	T05-0258	A.C.	11/21/05	.XX ± 0.20	MM	NA	CF	A4	10061861	TWN	4 of 4
B	T06-0038	A.C.	3/02/06	.XXX ± 0.10							
C	T08-1173	S.LIN	10/12/08	0° ± 2°							
sheet index		revision	sheet	1	2	3					

ACAD

cage code