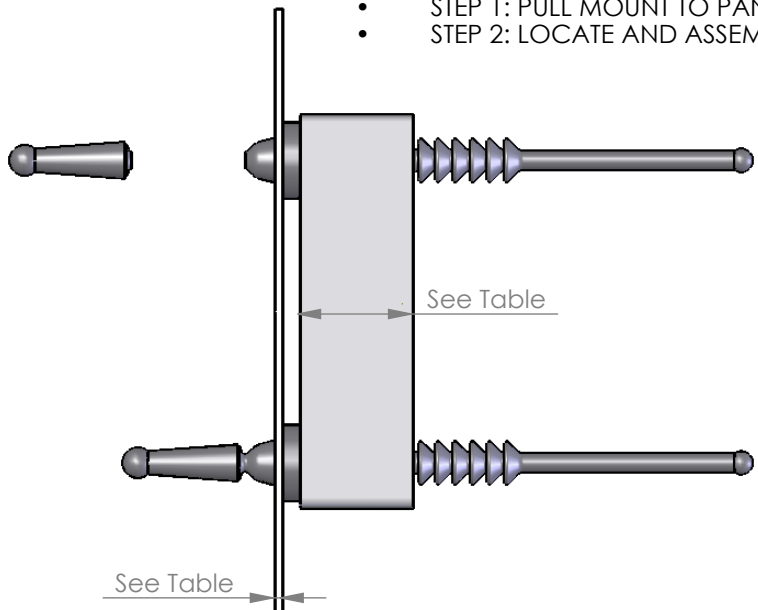


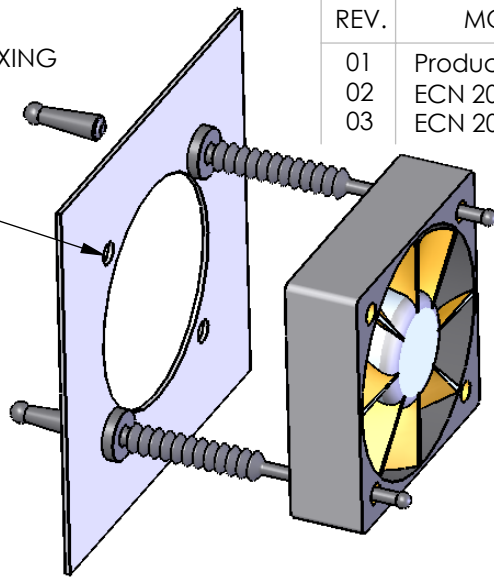
ASSEMBLY PROCEDURE:

- STEP 1: PULL MOUNT TO PANEL - GRIP BREAKS-AWAY AFTER FIXING
- STEP 2: LOCATE AND ASSEMBLE FAN HOUSING

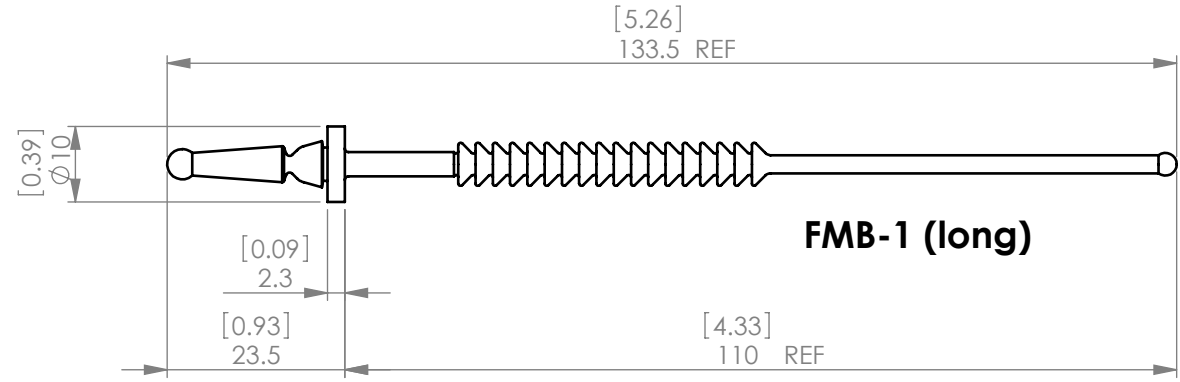
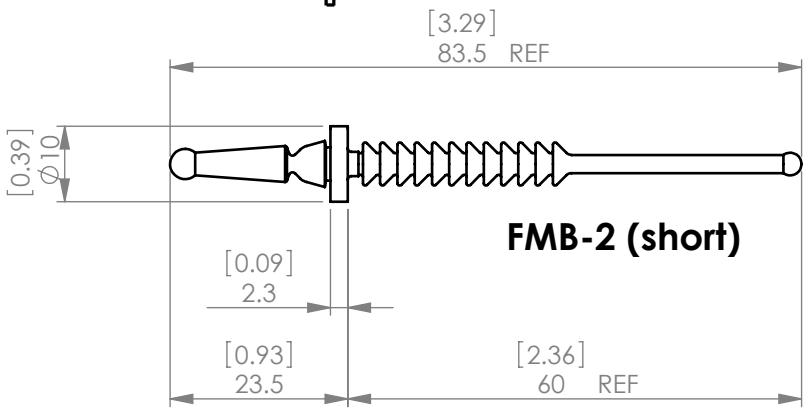
REV.	MODIFICATION.	DATE	DRN
01	Production Release	24/04/07	TC
02	ECN 2007-110	04/07/07	TC
03	ECN 2007-189	29/10/07	SF



See Table



PART No	PANEL HOLE DIAMETER	PANEL THICKNESS	FAN HOLE DIAMETER	FAN CASE THICKNESS
FMB-1	4.5 - 5.0mm [0.18 - 0.20]	0.8 - 1.6mm [0.03 - 0.06]	4.0 - 4.5mm [0.16 - 0.18]	25 - 51mm [0.98 - 2.01]
FMB-2	4.5 - 5.0mm [0.18 - 0.20]	0.8 - 1.6mm [0.03 - 0.06]	3.2 - 3.5mm [0.13 - 0.14] 4.0 - 4.5mm [0.16 - 0.18]	Up to 10mm [0.40] Max Up to 25mm [0.98]



INFORMATION CONTAINED IN THIS DOCUMENT IS CONFIDENTIAL TO RICHCO INTERNATIONAL Co. Ltd. AND MAY NOT BE DISCLOSED OR REPRODUCED IN WHOLE OR PART WITHOUT THEIR WRITTEN CONSENT.

ALL DIMENSIONS IN mm & [INCH]
 GENERAL TOLERANCES ±0.25 [0.01]
 UNLESS OTHERWISE STATED
 1 DECIMAL PLACE ±0.25 [0.01]
 2 DECIMAL PLACES ± 0.10 [0.004]
 ANGULAR ±1°

THIRD ANGLE

MATERIAL: SILICONE RUBBER 35 Sh A (RMS-316) COLOUR: BLACK

DESCRIPTION: BREAK AWAY FAN MOUNT PART No: FMB-1 / FMB-2

DRG No: 07-033 NPR No: 2006-312 Mass:(g) FMB-1 = 1.5g FMB-2 = 1.1g SHEET SIZE A4

DRN	DATE	CHKD	DATE	SCALE	SHEET No.
TC	25/10/06	TC	28/11/06	NTS	2 OF 2