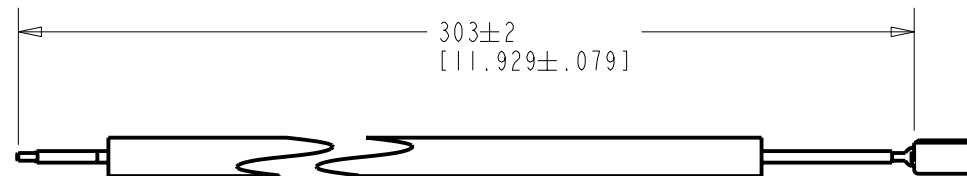
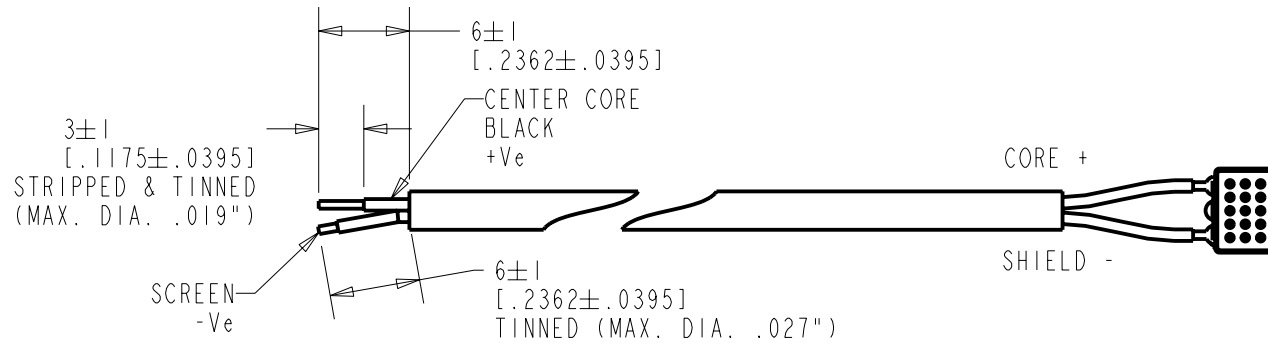


WP-23501-P17
SHT 1.1



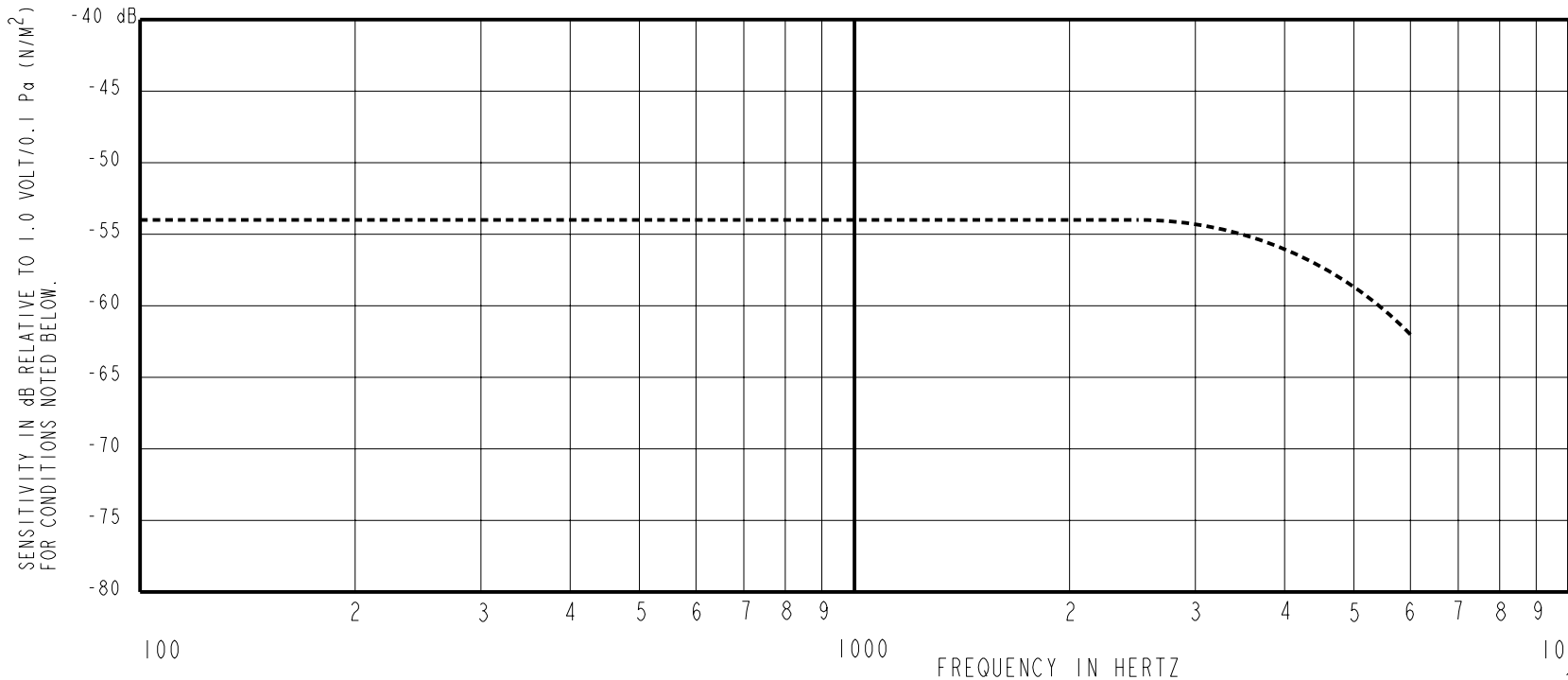
NOMINAL WEIGHT
.4 GRAMS

DIMENSIONS IN MILLIMETERS [INCHES]

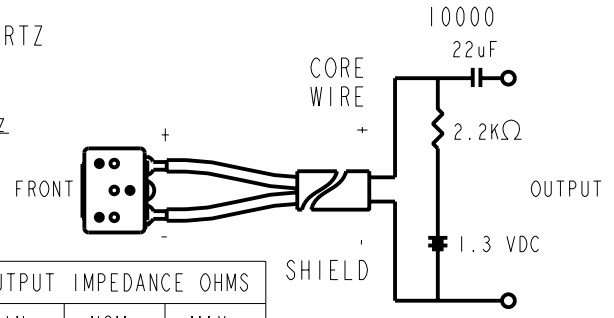
KNOWLES ELECTRONICS
ITASCA, ILLINOIS U.S.A.

Revision	C.O. #	Implementation Date	RELEASE LEVEL	REVISION
			Released	A
A	MI0101532	7-19-07		
SCALE: 2:1				
DO NOT SCALE DRAWING			DR. BY	DATE
TITLE: MICROPHONE & CABLE WP-23501-P17			SDZ	7-19-07
			OUTLINE DRAWING	
SHT 1.1			GJP	7-20-07
			APP. BY	DATE
			GJP	7-20-07

WP-23501-P17
SHT 2.1



FREQUENCY	SENSITIVITY			DEVICE CONFORMITY	
	MIN.	NOM.	MAX.	RANGE	OF DEVIATION FROM 1 KHz
100	---	-54.0	---	-2.0	+2.0
1000	-57.0	-54.0	-51.0	0.0	0.0
4000	---	-56.0	---	-6.0	0.0



- NOTES:
- CASE CONNECTED TO NEGATIVE TERMINAL.
 - MICROPHONE TO BE FUNCTIONAL WITH 10 VDC SUPPLY.
 - SENSITIVITY VALUES INDICATED ON THIS SPECIFICATION ARE VALID AT 50% HUMIDITY.
 - PRESSURE DIFFERENCE SENSITIVITY TESTED WITH REAR SOUND PORT SEALED TO AIR VOLUME OF AT LEAST 0.5 CC.
 - MICROPHONE WILL SURVIVE SUBMERSION IN 3M OF WATER.

PORT LOCATION	DC SUPPLY	AMPLIFIER CURRENT DRAIN	OUTPUT IMPEDANCE OHMS		
			MIN.	NOM.	MAX.
KA/JA	1.3V	300µA MAX.	1500	2500	3500

Revision	C.O. #	Implementation Date	RELEASE LEVEL	REVISION
A	MI0101532	7-19-07	Released	A

KNOWLES ELECTRONICS
ITASCA, ILLINOIS U.S.A.

SCALE: 2:1	DR. BY: SDZ	DATE: 7-19-07
DO NOT SCALE DRAWING	CK. BY: GJP	DATE: 7-20-07
TITLE: MICROPHONE & CABLE	APP. BY: GJP	DATE: 7-20-07
OUTLINE DRAWING	WP-23501-P17 SHT 2.1	