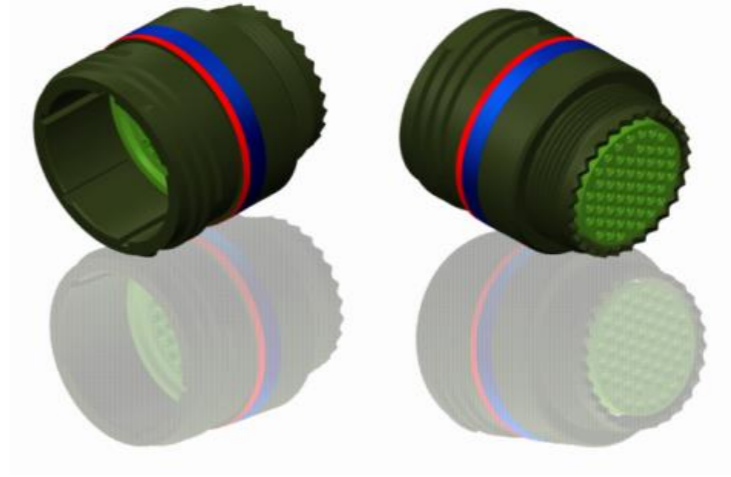


H G F E D C B A

4

4



LAYOUT SHOWN AS EXAMPLE

3

3

Keying Shown as example

CHARACTERISTICS

- Standard : Based on MIL-DTL-38999 Series III
- Shell Material : Aluminium
- Shell Plating : Olive drab Cadmium
- Insulator : Thermoplastic
- Contacts : Copper Alloy
- Seals & Grommet : Silicon Elastomer
- Contact Plating : Gold over copper Alloy 0.8µm minimum
- Durability : 500 Mating cycles
- Delivered with Souriau contacts and Accessories
- Temperature Range : -65°C to +175°C
- Salt Spray : 500 hours

Connector dimension	
Dim	Nominal
F	35 Max
Z	31.5 Max
VV THREAD	M31x1-6g

SOURIAU shall not be liable for any non-conformity or damage due to a use of the Products which does not comply with the Specifications issued by either of the Parties or by a third party (professional recommendation, technical notice.)

Country	Jurisdiction & Control List
FR	Not Listed

PN: 8D121W39PB

A	24-09-2016	First Release	
ISS	DATE	Latest modification - by	MOD N°

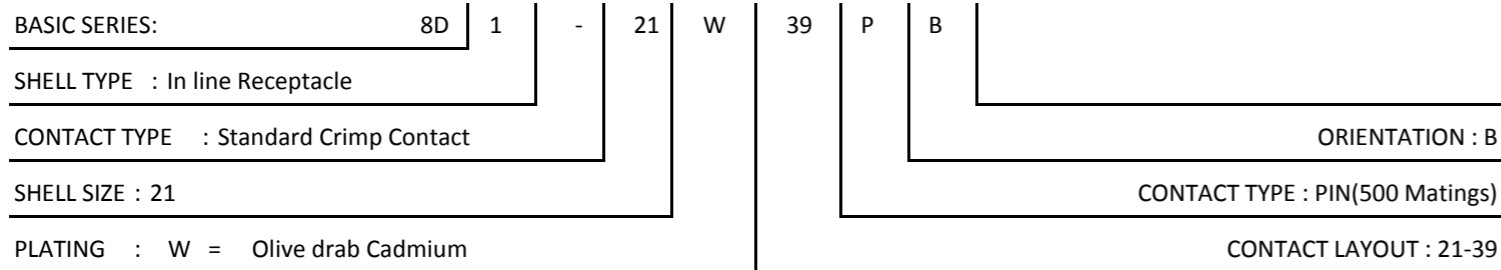
Designed By: _____ Date: _____ **CUSTOMER DRAWING**

TITLE	Aluminium Inline plug 8D series		
-------	---------------------------------	--	--

SCALE		General linear Tolerances:	NPRDS / PROJECT
NA		±--	859

SOURIAU	WWW.SOURIAU.COM	This document is the property of SOURIAU it must not be reproduced or communicated without permission
----------------	------------------------	--

FORMAT	SOURIAU DRG N° 8D121W39PB-C	SHEET
A3		1/2



2

2

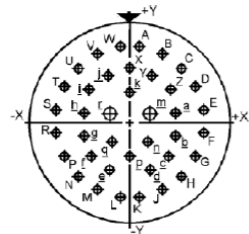
1

1

H G F E D C B A

4
3
2
1

Contact Layout



Contacts (Insert arrangement 21-39)					
Contact position ID	Location		Contact position ID	Location	
	X-axis (mm)	Y-axis (mm)		X-axis (mm)	Y-axis (mm)
A	+065 (1.65)	+411 (10.44)	X	+000 (0.00)	+295 (7.49)
B	+189 (4.80)	+371 (9.42)	Y	+126 (3.20)	+256 (6.50)
C	+294 (7.47)	+294 (7.47)	Z	+232 (5.89)	+179 (4.55)
D	+371 (9.42)	+189 (4.80)	a	+280 (7.11)	+057 (1.45)
E	-411 (10.44)	+065 (1.65)	b	-280 (7.11)	-074 (1.88)
F	+411 (10.44)	-065 (1.65)	c	+217 (5.51)	-189 (4.80)
G	+371 (9.42)	-189 (4.80)	d	+112 (2.84)	-265 (6.73)
H	+294 (7.47)	-294 (7.47)	e	-112 (2.84)	-265 (6.73)
J	+189 (4.80)	-371 (9.42)	f	-217 (5.51)	-189 (4.80)
K	+065 (1.65)	-411 (10.44)	g	-280 (7.11)	-074 (1.88)
L	-065 (1.65)	-411 (10.44)	h	-280 (7.11)	+057 (1.45)
M	-189 (4.80)	-371 (9.42)	i	-232 (5.89)	+179 (4.55)
N	-294 (7.47)	-294 (7.47)	j	-126 (3.20)	+256 (6.50)
P	-371 (9.42)	-189 (4.80)	k	+000 (0.00)	+164 (4.17)
R	-411 (10.44)	-065 (1.65)	m	+114 (2.90)	+048 (1.22)

Contacts (Insert arrangement 21-39)					
Contact position ID	Location		Contact position ID	Location	
	X-axis (mm)	Y-axis (mm)		X-axis (mm)	Y-axis (mm)
S	-411 (10.44)	+065 (1.65)	n	+106 (2.69)	-107 (2.72)
T	-371 (9.42)	+189 (4.80)	p	+000 (0.00)	-189 (4.80)
U	-294 (7.47)	+294 (7.47)	q	-106 (2.69)	-107 (2.72)
V	-189 (4.80)	+371 (9.42)	r	-114 (2.90)	+048 (1.09)
W	-065 (1.65)	+411 (10.44)	---	---	---

Shell size	Arrangement no.	Number of contacts	Size contacts	Service rating	Contact location	Supersedes
21	-39	2 37	16 20	I	f, m All others	MS20055-39

SOURIAU shall not be liable for any non-conformity or damage due to a use of the Products which does not comply with the Specifications issued by either of the Parties or by a third party (professional recommendation, technical notice.)

Country	Jurisdiction & Control List
FR	Not Listed

PN: 8D121W39PB

A	24-09-2016	First Release	
ISS	DATE	Latest modification - by	MOD N°
Designed By:		Date:	CUSTOMER DRAWING
TITLE	Aluminium Inline plug 8D series		
SCALE		General linear Tolerances:	NPRDS / PROJECT
NA		±--	859
SOURIAU	WWW.SOURIAU.COM		This document is the property of SOURIAU it must not be reproduced or communicated without permission
FORMAT	SOURIAU DRG N° 8D121W39PB-C		SHEET 2/2